

NMO ASSIGNMENT 2022

We are happy to welcome you to the The Nordic Competition 2022 in Oslo. The competition is arranged from Tuesday September 13th. – Friday September 16th. 2022. Gala dinner and announcement of the winner will take place Saturday Night the 17.th.

Competition Site

[Litteraturhuset Oslo](#),
Wergelandsveien 29,
0167 Oslo

Accommodation

The participants will stay at [Radisson Blu Scandinavia](#),
Holbergs gate 30,
0166 Oslo

AGENDA

Tuesday 13.th September 2022

16.00 Litteraturhuset
Inspection of the competition area and booths. (Complaints, if any).
Presentation of the assignment and program for the competition.

Wednesday 14.th

09.00 Competition begins.
Lunchbreak and pauses will be arranged.
17.00 Competition ends.

Thursday 15.th

09.00 Competition begins.
Lunchbreak and pauses will be arranged.
17.00 Competition ends.

Friday 16th.

08.00 Competition begins.
Lunchbreak and pauses will be arranged.
15.00 Competition ends. Meeting the press and the NMO delegates.
15.30 Evaluation/ Judging

Saturday 17.th

Sightseeing in Oslo and Gala Dinner. (Exact information will be given prior to the competition).

Participants are responsible to bring

- Necessary tools, brushes, rollers and etc for the assignments
- Tape for the assignments where tape is allowed
- Color sketch/color photo of motive for the freehand assignment stating NCS-numbers of the individual colors.
- Hand tools and materials for the freehand assignment
(It is allowed to bring along ready-made stencils, stucco and paints for this assignment).

Due to the working environment, all tasks are performed in aqueous materials.

The working environment legislation must be respected.

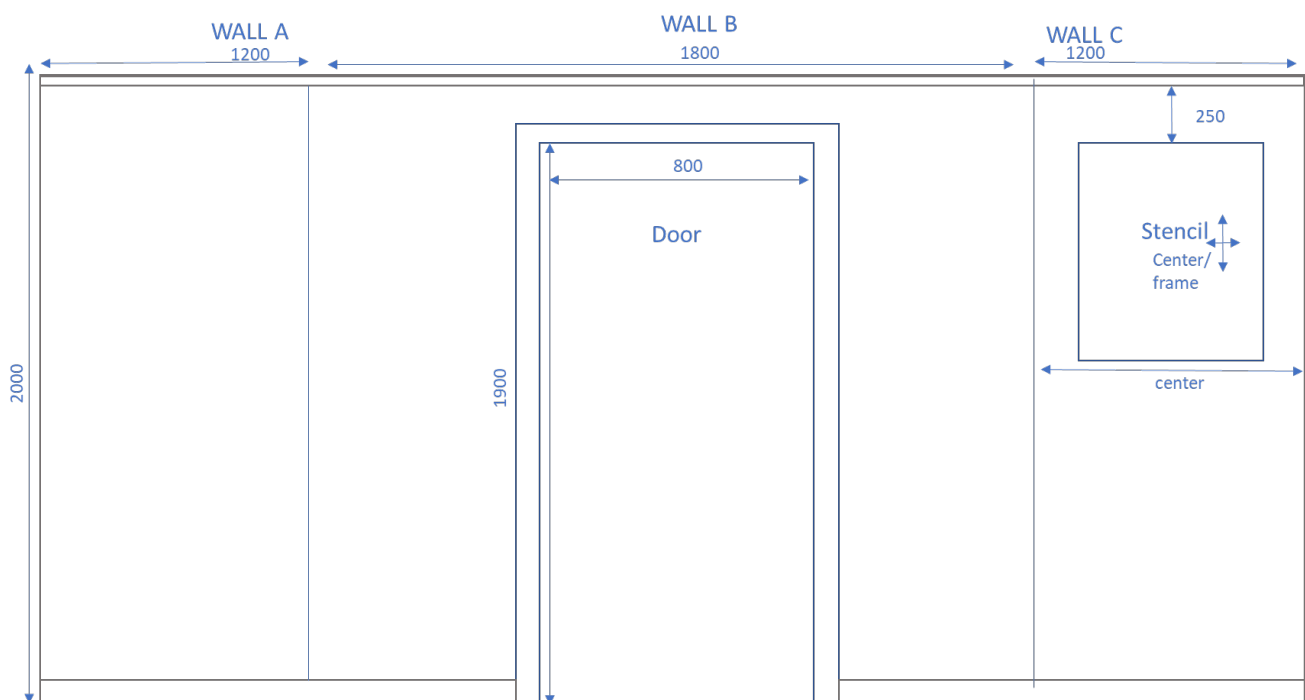
The organizer will provide paint, glue, wallpaper and adhesives which all participants must use, unless stated otherwise in the assignment. Painter benches and work lights will also be provided.

The walls are provided in chipboard material, with no need for primer or filler before painting.

All woodwork is provided preprimed and ready for painting.

**Measurements and details in the assignments may be adjusted before the competition due to circumstances beyond our control. The participants will be informed if such alterations should occur.*

Illustration 0.1 The booth



Wall A.

Assignment 1. Freehand Decoration

The participants perform a freehand decoration of their own choice, prepared in advance.

Upon arrival at NMO, participants present their sketch/photo of their motive to the judges. The participants also have to present the colors for this assignment identified by NCS-numbers. The completed decoration should be identical to the sketch.

Participants are responsible to bring tools required for this assignment. Ready-made stencils will be allowed.

Participants are allowed to bring their own paint for this assignment. However if you want us to provide the paint, you have to inform us no later than August 30.th, about your requirements regarding:

- Colors
- Amount
- Gloss
- We can provide paint from both Jotun or Akzo Nobel/ Nordsjø, of your choice.

Wall B.

Assignment 2. Door, frames and skirtings

You will be provided a wooden Panel Door. You are required to paint the door, frame, architraves and skirting with two coats of paint.

The woodwork is primed, prior to the competition.

There will be primer and filler present, if needed.

Paint for this assignment will be provided by the organizer.

Product: [Nordsjö Ambiance Superfinish](#)

Gloss: 40

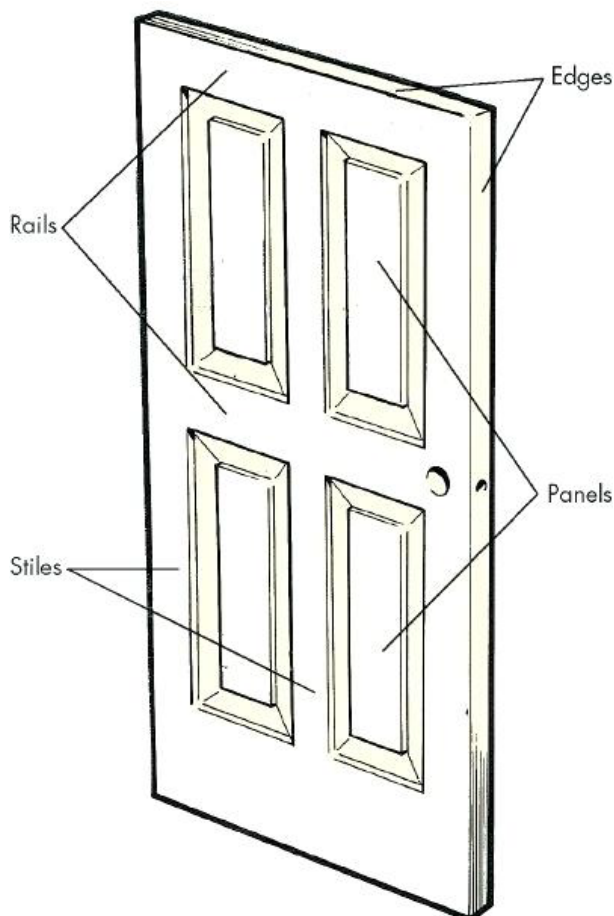
Color: Doorcase and skirtings: NCS S 3020-B50G

Color Door: The door is to be painted in two different colors, at your own choice.

Paint the panels in one color, and the rest of the door in another color. You have to paint the exterior side and the front edge of the door.

Please inform the organizer no later than August 30.th the colors you will use for this assignment. Specify the colors by their NCS number.

Illustration 2.1 Door



Assignment 3. Wallpaper

In this assignment you are required to hang the wallpaper on the entire Wall B and 200 mm over to wall A. Install wallpaper around the panel door. The wallpaper should be cropped towards all skirtings.

Wallpaper

Brand: Galerie
 Collection: Atmosphere
 Product Code: G78268
 Color: Various
 Glue: Casco Premium Wall

Illustration 3.1 Wallpaper Front


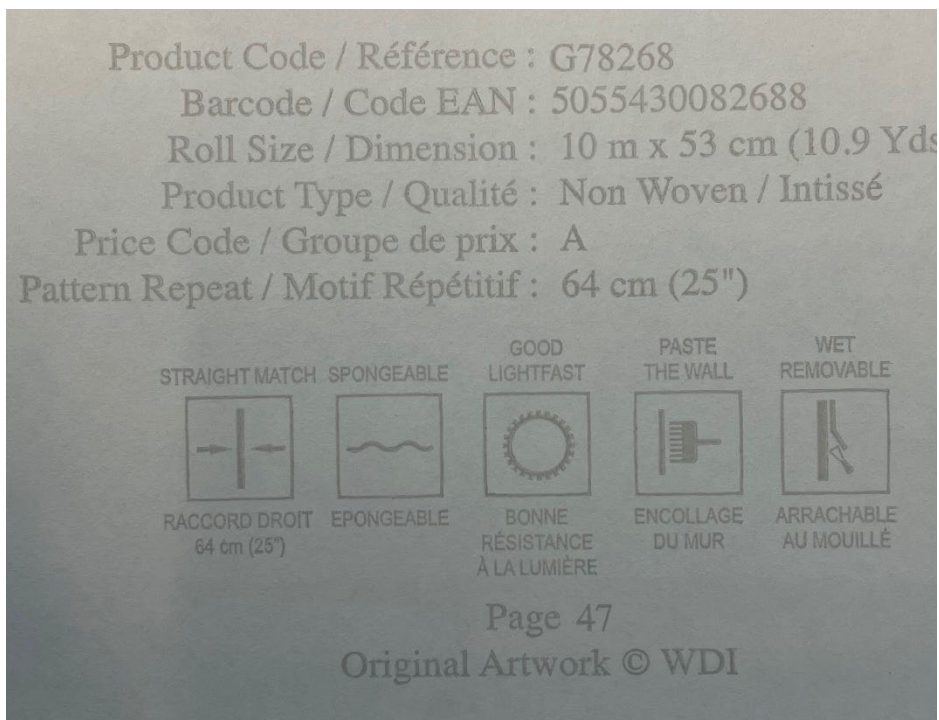


Illustration 3.2 Wallpaper Back



Wall C.

Assignment 4. Background Color

The assignment includes painting the wall in a background color. Paint for this assignment will be provided.

Product: [Jotun Lady Pure Color](#)
Gloss: 01
Color: S 2010-B90G

Assignment 5. Stripes and Stencil Work

Stripe number 1 Outer stripe
Width: 20 mm
Paint: [Jotun Supreme Finish](#)
Gloss: 40
Color: NCS S 5030-R20B

Stripe number 2 Inner stripe
Width: 10 mm
Paint: [Beckers Decor Metall](#)
Color: Gold

The outer stripe is to be placed 250 mm from the top of the wall, centered horizontally. This assignment is to be performed in free-hand technique. Brush, writing stick and paint ruler are recommended tools. The use of masking tape is strictly forbidden. (Except for marking corners and endings). It is not allowed to use the ground color for cropping. If a mistake is made which need to be corrected with the ground color, the supervisor must be contacted before further action is taken.

Stencil The Scream

Inside the stripes, adhesive stencil "The Scream", will be provided by the organizer. The stencil is to be placed centered, horizontally and vertically.

Paint: [Jotun Supreme Finish](#)
Gloss: 40
Color: NCS S 9000-N

Stencils The sun

Paint: [Beckers Decor Metall](#)
Color: Gold

In all four corners of the frame you have to paint a "sun" by stencil work, by hand. Do not bring any kind of aids for this assignment. All measuring and production of stencils take place during the competition only. The correct measures of the Sun, will be given at the competition site.

For the competition the following will be available:

- Tracing paper 4
- Graph paper size A3
- Graph paper on roll 1 mm brown net 5
- Cardboard size A26
- Squared pattern paper 7

Illustration 5.1 Stripes and stencil

**Please note that this is JUST an illustration. The Stencil handed out in the competition will be a simplified edition of "The Scream".*


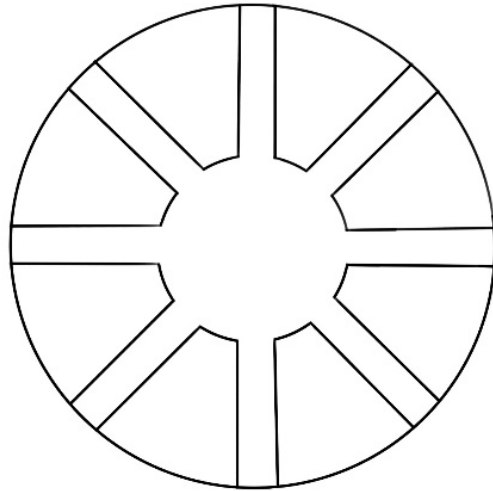


Illustration 5.2 The sun

** Please note that this stencil will be subject to smaller alterations at the competition. The correct measures will also be presented at the competition site.*



Any questions regarding the assignments may be addressed to birger.knutsen@moko.no or about the arrangement to Kari.wilsgard@mlf.no. We look forward to seeing you in Oslo!